




ΕΚΦΕ Β ΑΘΗΝΑΣ



ΑΠΟΛΟΓΙΣΜΟΣ ΤΗΣ ΚΙΝΗΣΗΣ ΤΗΣ ΙΣΤΟΣΕΛΙΔΑΣ ΤΩΝ ΕΚΦΕ Β ΑΘΗΝΑΣ ΑΠΟ 11/8/2017 ΕΩΣ 11/8/2018

1285 αρχεία με μέγεθος 627MB στο <http://ekfe-chalandr.att.sch.gr/>

Συμπεριλαμβανομένων 337 εικόνων.

4796 εσωτερικά/εξωτερικά links

3,28GB σε 186 αρχεία στο Dropbox/Στέλιου Χατζηθεοδωρίδη

Παρακάτω παραθέτω τα στοιχεία από το Google/Analytics για το σχολικό έτος 2017-2018

Στέλιος Χατζηθεοδωρίδης

Webmaster (2012-2018)

12/8/2018



All Users
100.00% Users



+ Add Segment

Aug 11, 2017 - Aug 11, 2018



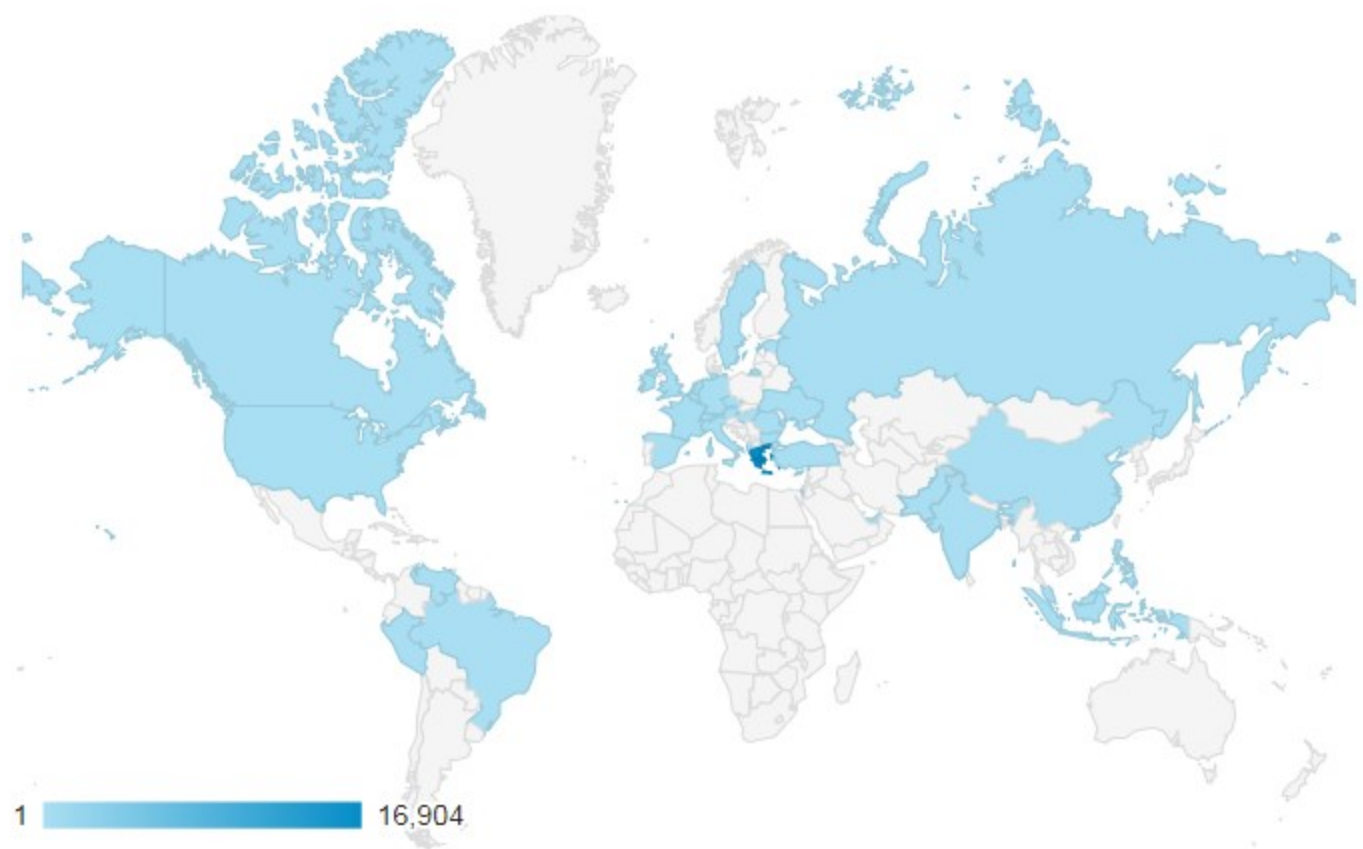
Map Overlay Explorer






































Summary Site Usage Ecommerce


















Users



Country [?]	Acquisition			Behavior		
	Users [?] ↓	New Users [?]	Sessions [?]	Bounce Rate [?]	Pages / Session [?]	Avg. Session Duration [?]
	17,607 % of Total: 100.00% (17,607)	17,571 % of Total: 100.14% (17,546)	25,345 % of Total: 100.00% (25,345)	55.22% Avg for View: 55.22% (0.00%)	2.31 Avg for View: 2.31 (0.00%)	00:02:28 Avg for View: 00:02:28 (0.00%)
1.  Greece	16,904 (95.81%)	16,840 (95.84%)	24,541 (96.83%)	54.56%	2.34	00:02:30
2.  Cyprus	304 (1.72%)	302 (1.72%)	353 (1.39%)	71.39%	1.67	00:01:24
3.  France	238 (1.35%)	238 (1.35%)	238 (0.94%)	82.35%	1.18	00:00:27
4.  United States	64 (0.36%)	63 (0.36%)	66 (0.26%)	96.97%	1.03	00:00:22
5.  Germany	45 (0.26%)	44 (0.25%)	51 (0.20%)	72.55%	1.86	00:01:39
6.  United Kingdom	17 (0.10%)	17 (0.10%)	18 (0.07%)	66.67%	2.50	00:02:45
7.  Belgium	9 (0.05%)	9 (0.05%)	11 (0.04%)	27.27%	2.27	00:01:08
8.  Italy	6 (0.03%)	6 (0.03%)	7 (0.03%)	42.86%	2.57	00:03:17
9. (not set)	6 (0.03%)	5 (0.03%)	6 (0.02%)	16.67%	3.33	00:10:32
10.  Canada	5 (0.03%)	5 (0.03%)	5 (0.02%)	60.00%	2.00	00:00:35
11.  Luxembourg	5 (0.03%)	5 (0.03%)	5 (0.02%)	40.00%	4.00	00:01:53
12.  Brazil	4 (0.02%)	4 (0.02%)	4 (0.02%)	75.00%	1.25	00:00:40
13.  Turkey	3 (0.02%)	3 (0.02%)	6 (0.02%)	83.33%	1.17	00:01:23
14.  Albania	2 (0.01%)	2 (0.01%)	2 (0.01%)	50.00%	2.00	00:00:30
15.  Switzerland	2 (0.01%)	2 (0.01%)	2 (0.01%)	100.00%	1.00	00:00:00
16.  Spain	2 (0.01%)	2 (0.01%)	2 (0.01%)	50.00%	1.50	00:00:23
17.  Indonesia	2 (0.01%)	2 (0.01%)	2 (0.01%)	50.00%	10.50	00:13:13
18.  India	2 (0.01%)	2 (0.01%)	2 (0.01%)	100.00%	1.00	00:00:00
19.  Netherlands	2 (0.01%)	2 (0.01%)	3 (0.01%)	66.67%	1.33	00:02:24
20.  Philippines	2 (0.01%)	2 (0.01%)	2 (0.01%)	100.00%	1.00	00:00:00
21.  Russia	2 (0.01%)	1 (0.01%)	2 (0.01%)	0.00%	2.50	00:04:40
22.  Ukraine	2 (0.01%)	2 (0.01%)	2 (0.01%)	100.00%	1.00	00:00:00
23.  United Arab Emirates	1 (0.01%)	1 (0.01%)	1 (0.00%)	0.00%	2.00	00:00:53
24.  Austria	1 (0.01%)	1 (0.01%)	1 (0.00%)	100.00%	1.00	00:00:00
25.  Bulgaria	1 (0.01%)	0 (0.00%)	1 (0.00%)	0.00%	2.00	00:00:02
26.  China	1 (0.01%)	1 (0.01%)	1 (0.00%)	100.00%	1.00	00:00:00
27.  Czechia	1 (0.01%)	1 (0.01%)	1 (0.00%)	100.00%	1.00	00:00:00
28.  Estonia	1 (0.01%)	1 (0.01%)	1 (0.00%)	100.00%	1.00	00:00:00
29.  Hungary	1 (0.01%)	1 (0.01%)	1 (0.00%)	0.00%	3.00	00:00:11
30.  Ireland	1 (0.01%)	1 (0.01%)	1 (0.00%)	0.00%	5.00	00:01:51
31.  Israel	1 (0.01%)	1 (0.01%)	1 (0.00%)	100.00%	1.00	00:00:00
32.  Malaysia	1 (0.01%)	1 (0.01%)	1 (0.00%)	100.00%	1.00	00:00:00
33.  Peru	1 (0.01%)	1 (0.01%)	1 (0.00%)	100.00%	1.00	00:00:00
34.  Pakistan	1 (0.01%)	1 (0.01%)	1 (0.00%)	100.00%	1.00	00:00:00
35.  Romania	1 (0.01%)	1 (0.01%)	1 (0.00%)	100.00%	1.00	00:00:00
36.  Sweden	1 (0.01%)	1 (0.01%)	1 (0.00%)	100.00%	1.00	00:00:00
37. Venezuela	1 (0.01%)	0 (0.00%)	1 (0.00%)	100.00%	1.00	00:00:00

City [?]	Acquisition			Behavior		
	Users [?] ↓	New Users [?]	Sessions [?]	Bounce Rate [?]	Pages / Session [?]	Avg. Session Duration [?]
	16,904 <small>% of Total: 96.01% (17,607)</small>	16,840 <small>% of Total: 95.98% (17,546)</small>	24,541 <small>% of Total: 96.83% (25,345)</small>	54.56% <small>Avg for View: 55.22% (-1.19%)</small>	2.34 <small>Avg for View: 2.31 (1.07%)</small>	00:02:30 <small>Avg for View: 00:02:28 (1.74%)</small>
1. Athens	7,027 (39.33%)	6,750 (40.08%)	10,313 (42.02%)	51.96%	2.49	00:02:34
2. (not set)	3,765 (21.07%)	3,524 (20.93%)	4,987 (20.32%)	57.67%	2.19	00:02:24
3. Thessaloniki	2,487 (13.92%)	2,348 (13.94%)	3,190 (13.00%)	59.40%	2.08	00:02:24
4. Acharnes	674 (3.77%)	608 (3.61%)	933 (3.80%)	45.12%	2.78	00:02:45
5. Alimos	450 (2.52%)	411 (2.44%)	614 (2.50%)	52.77%	2.44	00:03:07
6. Kallithea	420 (2.35%)	378 (2.24%)	549 (2.24%)	52.82%	2.38	00:02:20
7. Peristeri	411 (2.30%)	369 (2.19%)	539 (2.20%)	53.43%	2.14	00:02:26
8. Larissa	264 (1.48%)	256 (1.52%)	355 (1.45%)	59.44%	1.97	00:02:04
9. Heraklion	237 (1.33%)	226 (1.34%)	292 (1.19%)	59.59%	2.05	00:02:07
10. Pireas	221 (1.24%)	196 (1.16%)	259 (1.06%)	48.26%	2.53	00:02:12
11. Patras	219 (1.23%)	208 (1.24%)	294 (1.20%)	51.02%	2.42	00:02:41
12. Kozani	170 (0.95%)	155 (0.92%)	203 (0.83%)	58.13%	2.16	00:02:35
13. Drama	145 (0.81%)	127 (0.75%)	194 (0.79%)	59.79%	1.96	00:02:48
14. Heraklion	138 (0.77%)	129 (0.77%)	242 (0.99%)	42.15%	2.66	00:02:25
15. Corfu	134 (0.75%)	129 (0.77%)	155 (0.63%)	54.84%	2.30	00:03:52
16. Chania	127 (0.71%)	120 (0.71%)	190 (0.77%)	62.63%	1.89	00:02:14
17. Corinth	104 (0.58%)	98 (0.58%)	122 (0.50%)	62.30%	1.98	00:02:06
18. Nikaia	86 (0.48%)	75 (0.45%)	104 (0.42%)	52.88%	2.30	00:02:59
19. Ioannina	83 (0.46%)	78 (0.46%)	106 (0.43%)	59.43%	1.89	00:02:14
20. Nafplio	75 (0.42%)	71 (0.42%)	108 (0.44%)	60.19%	1.88	00:02:31
21. Trikala	75 (0.42%)	69 (0.41%)	99 (0.40%)	52.53%	2.33	00:02:21
22. Nea Erythraia	64 (0.36%)	62 (0.37%)	79 (0.32%)	62.03%	3.19	00:01:50
23. Kavala	56 (0.31%)	53 (0.31%)	59 (0.24%)	57.63%	2.07	00:02:00
24. Amaliada	50 (0.28%)	50 (0.30%)	58 (0.24%)	58.62%	2.28	00:02:46
25. Koropi	49 (0.27%)	47 (0.28%)	67 (0.27%)	64.18%	2.19	00:01:27
26. Chios	47 (0.26%)	44 (0.26%)	79 (0.32%)	56.96%	3.16	00:04:04
27. Karditsa	39 (0.22%)	36 (0.21%)	51 (0.21%)	58.82%	2.35	00:02:37
28. Kilkis	37 (0.21%)	35 (0.21%)	48 (0.20%)	62.50%	1.77	00:02:35
29. Arta	37 (0.21%)	35 (0.21%)	49 (0.20%)	53.06%	2.12	00:02:26
30. Kos	36 (0.20%)	34 (0.20%)	40 (0.16%)	75.00%	1.70	00:00:40
31. Kastoria	27 (0.15%)	20 (0.12%)	30 (0.12%)	66.67%	1.83	00:01:55
32. Preveza	22 (0.12%)	19 (0.11%)	22 (0.09%)	72.73%	1.55	00:00:34
33. Kalabaka	22 (0.12%)	19 (0.11%)	29 (0.12%)	68.97%	1.83	00:03:09
34. Epanomi	16 (0.09%)	12 (0.07%)	19 (0.08%)	57.89%	2.00	00:02:04
35. Missolonghi	15 (0.08%)	13 (0.08%)	16 (0.07%)	68.75%	1.69	00:01:32
36. Florina	12 (0.07%)	9 (0.05%)	18 (0.07%)	50.00%	1.78	00:01:59
37. Grevena	9 (0.05%)	9 (0.05%)	9 (0.04%)	66.67%	1.33	00:03:18
38. Argos	7 (0.04%)	7 (0.04%)	9 (0.04%)	77.78%	2.22	00:01:21
39. Naxos	6 (0.03%)	6 (0.04%)	6 (0.02%)	50.00%	2.33	00:00:32
40. Lefkada	2 (0.01%)	2 (0.01%)	2 (0.01%)	100.00%	1.00	00:00:00
41. Nikaia	1 (0.01%)	1 (0.01%)	1 (0.00%)	0.00%	5.00	00:01:42
42. Amfissa	1 (0.01%)	1 (0.01%)	1 (0.00%)	0.00%	6.00	00:03:39
43. Pikermi	1 (0.01%)	1 (0.01%)	1 (0.00%)	0.00%	6.00	00:16:47

Page path level 1 [?]	Pageviews [?] ↓	Unique Pageviews [?]	Avg. Time on Page [?]	Bounce Rate [?]	% Exit [?]
	58,608 % of Total: 100.00% (58,608)	35,196 % of Total: 100.00% (35,196)	00:01:53 Avg for View: 00:01:53 (0.00%)	55.22% Avg for View: 55.22% (0.00%)	43.24% Avg for View: 43.24% (0.00%)
1.  /exams/	32,449 (55.37%)	15,258 (43.35%)	00:02:07	55.53%	45.82%
2.  /Advisors/	5,874 (10.02%)	4,824 (13.71%)	00:03:44	79.96%	66.99%
3.  /Events/	3,703 (6.32%)	2,943 (8.36%)	00:01:51	60.33%	30.73%
4.  /	3,388 (5.78%)	2,579 (7.33%)	00:00:48	18.64%	24.29%
5.  /RealLabWorkSheets/	3,195 (5.45%)	2,728 (7.75%)	00:03:53	85.65%	66.48%
6.  /competitions/	3,013 (5.14%)	1,477 (4.20%)	00:00:20	13.57%	10.62%
7.  /Activities/	2,043 (3.49%)	1,535 (4.36%)	00:00:41	15.32%	22.42%
8.  /SupportiveMaterial/	1,764 (3.01%)	1,409 (4.00%)	00:02:17	77.55%	41.33%
9.  /index.html	702 (1.20%)	525 (1.49%)	00:00:43	76.23%	36.75%
10.  /FactSheets/	618 (1.05%)	529 (1.50%)	00:01:03	53.42%	35.44%
11.  /ProfSuggestions/	608 (1.04%)	401 (1.14%)	00:00:44	36.36%	10.86%
12.  /Law_and_Directions/	577 (0.98%)	498 (1.41%)	00:03:10	73.33%	42.63%
13.  /StudentWrk/	356 (0.61%)	264 (0.75%)	00:00:43	57.14%	16.57%
14.  /Contributions/	146 (0.25%)	101 (0.29%)	00:00:36	0.00%	8.90%
15.  /Links/	71 (0.12%)	42 (0.12%)	00:01:56	0.00%	28.17%